

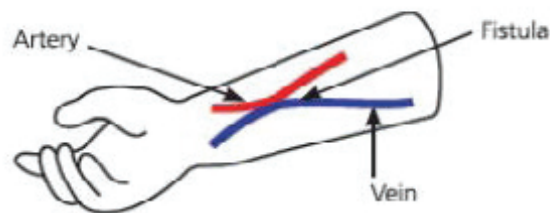
Arterio-Venous Fistula and Arterio-Venous Graft

Vascular Access

Vascular accesses are the lifelines of haemodialysis patients, which provide access to the circulation of patients' blood. Blood is channelled from the vascular accesses through the blood lines to the dialysis machine (artificial kidney).

Arterio-Venous Fistula (AVF)

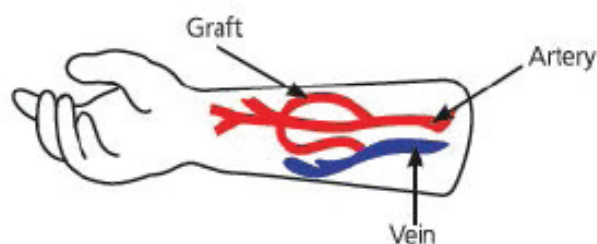
An AVF is surgically created by joining an artery and vein, in order to create a higher pressure, which in turn enlarges the vein so that it can be used for dialysis. It is ideal to wait for four to six weeks before the fistula matures and can be used for dialysis.



Arteriovenous Fistula (AVF)

Arterio-Venous Graft (AVG)

An AVG is created by using a synthetic tube to join an artery and a vein. It is used when the patient's own blood vessels are too small to create a fistula. It takes about two to three weeks before the graft matures and can be used for dialysis.



Arteriovenous Graft (AVG)

Taking Care of the Fistula or Graft

- Keep the AVF/AVG site clean and dry to prevent infections.
- Feel the buzz sensation produced by the AVF/AVG daily. Inform the dialysis nurse immediately if there is no buzz sensation from the AVF/AVG.
- Report to the doctor immediately if the AVF/AVG area is red, swollen, warm to touch, painful and has discharge.
- No blood taking, sticking of needles or blood pressure taking is allowed on the AVF/AVG arm.
- Do not apply pressure on the AVF/AVG arm. Avoid wearing jewellery, carrying heavy objects and sleeping on the AVF/AVG arm.
- Apply digital pressure (using one finger) on the puncture site for about five to 10 minutes after each dialysis session.
- Remove the pressure dressing on the AVF/AVG four to six hours after the dialysis session
- Perform arm exercises daily for five minutes by using a rubber ball or a rolled-up cloth. This can be done by alternating squeezing and relaxing of the hand. The exercise will help to enhance vein maturation.

Contact Us

Clinic K, Vascular Clinic

Contact Number: +65 6379 3220

Email: AH_GS_Clinic@nuhs.edu.sg

Location:

Zone B, Level 2, B02-01, Vascular Clinic

Operating Hours:

Mondays to Fridays

8.30am to 5.30pm

Closed on weekends and public holidays

Main Line

Contact Number: +65 6908 2222

Operating Hours:

24 hours, 7 days a week

Alexandra Hospital

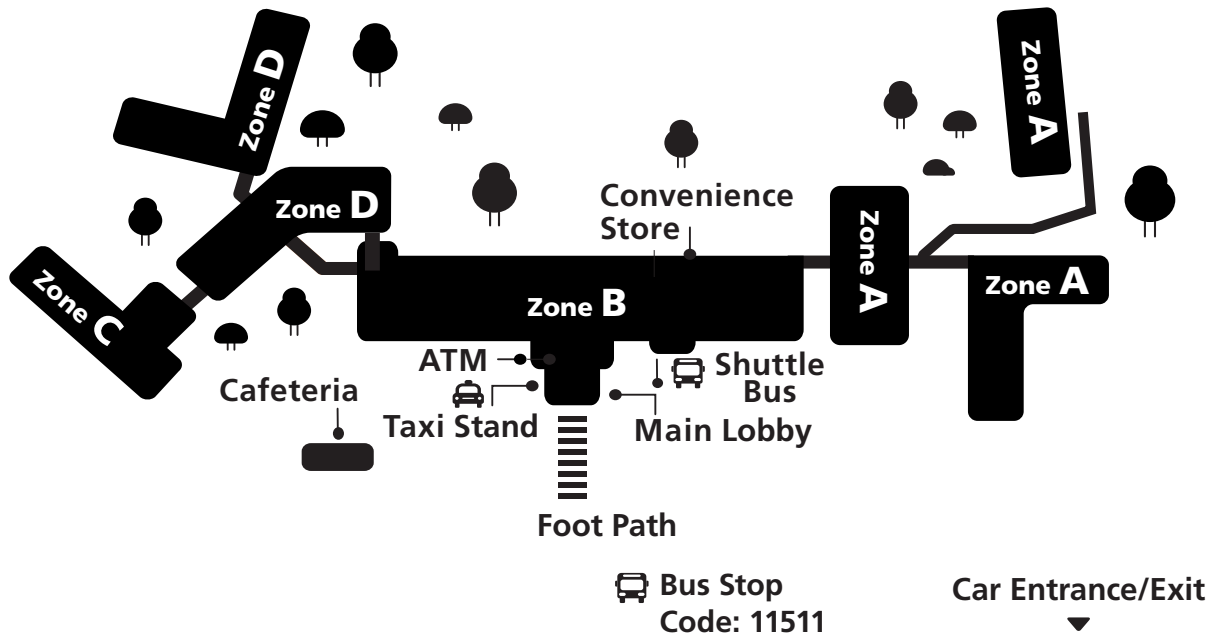
378 Alexandra Road, Singapore 159964

OneNUHS Hotline: (65) 6908 2222

OneNUHS General Enquiries: contactus@nuhs.edu.sg

OneNUHS Appointments: appointment@nuhs.edu.sg

www.ah.com.sg



<https://for.sg/9ce2eu>

Scan the QR code to find directions and locate our facilities!

The information in this brochure is meant for educational purposes and should not be used as a substitute for medical diagnosis or treatment. Please seek your doctor's advice before starting any treatment, or if you have any questions related to your health, physical fitness or medical condition.

© 2023, Alexandra Hospital All rights reserved. No part of this publication may be reproduced or shared without prior permission from Alexandra Hospital.

Information is correct at time of printing Apr 2023 and subject to revision without prior notice.